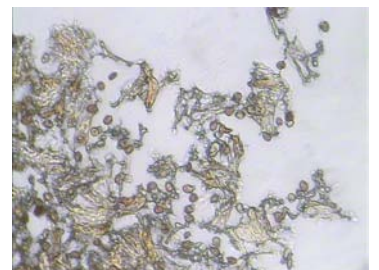
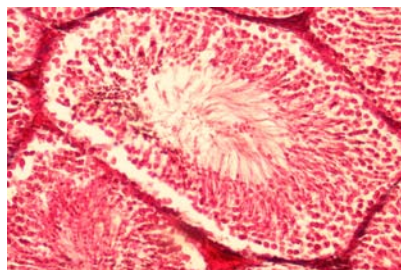
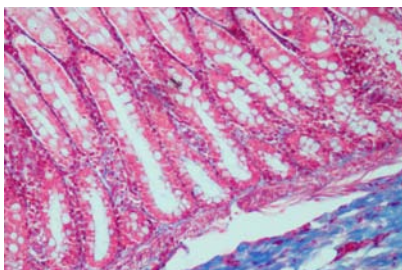


Med-Prax 3

The Microscope for Biological Laboratories and Education



Save investments: Reliable Microscopic Results with Expert Consultancy

Thanks to its numerous features and related benefits, the Med-Prax 3 is the ideal instrument for routine investigations of stained biological samples in medicine and biological education:

- Easy and comfortable brightfield imaging
- Ergonomic handling
- Durable LED illumination
- Clear and crisp microscopic images
- High stability and durability
- Manufactured according to Hund quality standards

Stability and Ergonomy



Stable cast-metal stand

- Guarantees stable and reproducible microscopic results

Ergonomic Siedentopf-type observation tube

- Comfortable inclination angle (30°)
- Easy adjustment of interpupillary distance (50 - 75 mm)
- Diopter correction on left eyepiece tube



Ergonomic focusing drive with additional functionality

- Coaxial coarse and fine focusing drive knobs for fast and sensitive focusing of a specimen
- Adjustment of drive friction at right-hand focusing drive



Ergonomic position of brightness control

- Location of on/off switch and brightness control wheel close to focusing drive knobs supports ergonomic and fatigue-free operation of the Med-Prax 3

High-Performance Optical System

A wide range of magnifications for routine applications

For maximum image flatness, the quadruple nosepiece of the Med-Prax 3 is equipped with planachromatic objectives:

- Plan 4/0.10
- Plan 10/0.25
- Plan 40/0.65, spring-loaded
- Plan 100/1.25 Oel, spring-loaded



Homogeneous illumination

- Abbe condenser (NA 1.25) with aperture diaphragm provides homogeneous illumination
- Optional filters can be inserted into the included filter holder to meet individual preferences and for contrast enhancement
- Light source with continuously adjustable brightness



Wide-field eyepieces with diopter correction

- Standard eyepieces WF 10x/18 with diopter correction on left eyepiece tube
- Eyepieces can be secured to prevent unintended removal from the microscope, particularly in educational environments



Robust and comfortable microscope stage

- The Med-Prax 3 is equipped with a 140 mm x 130 mm mechanical stage with a travel range of 76 mm x 50 mm
- Vernier scales on both axes make it easier to locate interesting specimen details
- The specimen holder with spring lever holds up to two standard glass slides (76 mm x 26 mm)



Easy Maintenance

Long maintenance intervals

High-quality material and best manufacturing practice demand hardly any maintenance over the entire economic life of the Med-Prax 3

Powerful white LED illumination

- The LED light source delivers as much light as a 20-W halogen lamp, but with less than one-sixth of its power consumption
- Maintenance-free: No lamp change necessary over the economic life of the instrument

Technical Data

Stand	Solid cast-metal stand
Focusing drive	Coaxial coarse and fine focusing drives Max. travel of coarse focusing drive: 25 mm Resolution of fine focusing drive: 2 µm per scale division
Observation tube	Binocular, Siedentopf type Inclination angle 30° Tube factor 1x Interpupillary distance 50 mm - 75 mm Diopter correction on left eyepiece tube
Nosepiece	Quadruple
Objectives	Planachromatic: Plan 4/0.10 Plan 10/0.25 Plan 40/0.65, spring-loaded Plan 100/1.25 Oel, spring-loaded
Mechanical stage	Size 140 mm x 130 mm, travel range 76 mm x 50 mm Metal specimen holder with spring lever
Condenser	Abbe type, NA 1.25, with aperture diaphragm and filter holder Height-adjustable
Illumination	High-power LED, white
Mains voltage	100 V - 240 V AC

Technical data subject to changes without notice.

Helmut Hund GmbH
Artur-Herzog-Str. 2
D-35580 Wetzlar
Tel. +49 (0) 6441 2004-0
Fax +49 (0) 6441 2004-44
info@hund.de
www.hund.de

hund
WETZLAR